

# THAI PERCUSSION: THE IMPORTANT MUSICAL INSTRUMENT FOR THAI MUSIC STUDENTS

PRASAN BRIBURANANGKUL

Music Department, Suan Sunandha Rajabhat University, Bangkok, Thailand  
E-mail address: prasan.br@ssru.ac.th

**Abstract**—The objective of this research were to study Thai percussion subjects of practical skills appropriate for students in undergraduate music majors and to develop the knowledge and teaching practices Thai percussion in Rajabhat Universities in Bangkok, according to the National Qualifications Framework for higher education. This research is qualitative research. Data collected by interviewing instructors Thai percussion in Rajabhat University in Bangkok who teaches music majors and musicians Thai percussion practical expertise of five people and field study in Rajabhat University in Bangkok who has taught music majors. The research result found that the subject matter of practical skills in Thai percussion leather appropriate for students majoring in music in Thailand is based on the music of the Thailand Board of Education. The students majoring in music must practice in based step that are Probkai and song-mai by using Tone and Rummana or KlongKaeg. There are divided into three groups of students : Wong Pipat, Wong Krung Sai and Wong Mahori, Thai percussion can be used to the different types, Thai percussion in Wong Pipat consists of Tapone and Klong Tad and Klong Song Na. The student must have ability in level 4 for Tapone and Klong Tad, level 4 for Klong Song Na. The student in Wong Krung Sai and Wong Mahori must have ability in level 5 for Tone and Rummana or KlongKaeg. The development of the material and teaching practices Thai percussion in Rajabhat Universities in Bangkok, according to the National Qualifications Framework for higher education include drills that can be played in a band style. Including the ability to control the rhythmic pattern and the band. Learning outcomes in all aspects for those who can solo, play in the band and must have knowledge of the song, known as the rhythm of the music, focused and intent on playing, more experience necessary to listen and resolve the problem solving.

**Index Terms**—Thai Percussion, Thai music students, Rajabhat Universities


## I. INTRODUCTION

Research: The development of the material taught practical leather to get the subject on the National Qualifications Framework: A Case Study University in Bangkok. The objective is to Study subjects Leather practical skills appropriate for students in undergraduate music majors. And to develop the knowledge and teaching practices Leather Rajabhat Universities in Bangkok, according to the National Qualifications Framework for higher education. Thailand's national music concert Key elements of the musical Thailand 1) The fragmentation of melody, rhythm is out periodically. And continue to cook for a consistent period of time, called a split second timing) Audio Sound System music of Thailand is divided into seven sound stages from one voice to another voice spaced evenly throughout. System of Thailand or the scale of Thailand, known as "the way" 3) melody, melody, referring to the volume rise on a short-term difference to tune in musical Thailand is divided into two main types. The melody for the vocals and melody for the solo. 4) Choirs the Choir Caused by different singers or music volume occurred simultaneously to both Thailand's choir, music, singing and playing. Yong-sung chorus concert is due to be not much. But the choir singing the music are three types of mixed chorus sang and sang the chorus from casual music. The local coordination and synchronization between 5) surface texture of the music is the sound different. Occurred in the song. The sound of music is a surface that is both vertically and horizontally, resulting in a surface band Thailand in a coordinated way with two


more similar to the main melody. And is transformed into the main melody line in. By type of instrument transforming this kind must harmonize with the main melody, a musical identity of Thailand 6) format, or Forms. The structure of the melody Thailand. It breaks out like a piece of music as well as pieces of music, two, seven) colors of sound. Refers to a variety of colors, tones of voice, the girl from different instruments. Played the same song each band will use the colorful sounds of different instruments, such as the gamelan orchestra [1]

From the above elements play an important role in Thailand every music student, including those who attended the singing. To learn and understand. The elements of rhythm slash the instrument uses a film camera types, guests are given a voice or tone tambourines. The key role of Leather 1) help set the tempo for musicians perform similarly to accurately and simultaneously 2) to determine the correct structure and the length of the song 3) came to play as well the mood for strikes firmly or enjoyable experience. Therefore, students who study music every so Thailand must learn and practice the slash leather.

Types of percussion instrument in the present time The development of Thai music in the past, causing several types instruments, including the creation of 3 the pattern of Thai music band, Kroung-Sai Band, Pipat Band and Mahori Band, besides there are also have many different types of writing songs that develop along with the band. This growth is causing the creativity of many types of drum as follows



Tapone




กลองมลายู

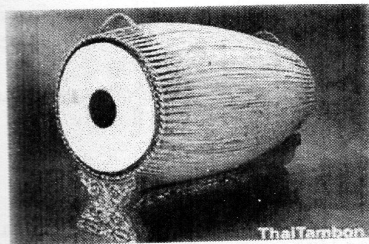
Malayou drums




Klong - tad




Thon




Tapone - Mon




klong-chartree



Poeng-mang



Thon - Rum-ma-na



Klong-Khaek

Styles and materials used to create the percussion instrument.

Most of the percussion instrument are consist with this two type

1. Wood: most commonly used solid wood to make a structure of drum.

2. Leather: Use to create a vibration in percussion instrument, mostly use a leather of cow, buffalo or goat that depending on the type of drum. The identity will be divided into two categories: stretch the leather only one side, such as a Thon etc. and stretch the leather two side such as Tapone, Klong-Khaek.

Most of popular percussion instrument in schools are singles Thon - Rum-ma-na, that was a drum can be

played in band, Thon – Rum-ma-na contains two parts, the first part called Thon and the second part called Rum-ma-na, drums. Which will be played together as a rhythm called Natub. The characteristic of Thon – Rum-ma-na are consist with 5 sounds.

1. Tang Sound
2. Ting Sound
3. Tong Sound
4. Na Sound
5. Ja Sound

When these sound play along together with song of the band, the characteristics of rhythm and style of music will change, such as, Na Tub Song Mai, Na Tub Prob Kai etc.

#### METHOD

This research is qualitative research data collected by interviewing tutors leather University in Bangkok who teaches music majors. Thailand and musicians leather practical expertise of five people and the field Rajabhat University in Bangkok who has taught music majors. Analyze and summarize data from interviews of learning outcomes as a benchmark national qualifications at higher education affects teaching music at university in Bangkok.

#### RESULT

The research found that

1. The subject matter of practical skills leather. Appropriate for students majoring in music in Thailand undergraduate. Benchmark Guide is based on the music of the Thailand Board of Education. The students majoring in musical Thailand all need to practice slash is based. Prbake slash and slash two wood tones, using tambourines or drums also guest students are divided into three groups: a gamelan gamelan instruments performed by students. Leather can be used to treat different types of gamelan orchestra consists of the tabor drum line in the four-sided drum that has the ability to level 7 student instruments and smooth chorus. Must abide tone - tambourines and drums in the fifth guest.

2. The development of the material and teaching practices Leather Rajabhat University in Bangkok, according to the National Qualifications Framework for higher education include drills that can be played in a band style. Including the ability to control the tempo, the band support. Learning outcomes in all aspects for those who can solo the band must have knowledge of the song, known as the rhythm of the music. Focused and intent on playing. An experienced public hearing and cannot solve the immediate problems of learning and practice. Leather learners must be with the understanding. And precision in rhythm the key functions of Leather It is directed to stroke the band performed with the singer barnacle Therefore, students need to understand the rhythm and

music in Thailand as well. By learning and practicing the following steps.

2.1 Learn the sound of leather types who want to practice. Whether a guest drummer or tone - tambourines must feature the correct sound. Then practice

2.2 Explore the availability of the instrument before playing. Check the condition of your skin tone, face and tambourines. The tension of the film the noise level is correct.

2.3 Conduct To sit in the correct posture. Sitting cross-legged or squat body should set the tone for the next leg is horizontal in nature with wide body. The mouth of the speaker turned to the waist on the left side of the beat of tambourines, place the edge of the tambourine is located on the middle of the thigh. And a tambourine with a wide body of the City. The front facing camera for westbound right-handed hitter has Tsubasa.

2.4 Audio Learning and slash services. The use of instrumental music in Thailand by listening to the sounds correctly remember until the correct sound.

2.5 The train hit the right tone of voice and tambourine, using both hands to beat the sound stage. And the correct weight by

2.6 Practice slash and beat drums. And the expertise and can be played fluently

#### CONCLUSION

The subject matter of practical skills in Thai percussion leather appropriate for students majoring in music in Thailand is based on the music of the Thailand Board of Education. The students majoring in music must practice in based step that are Probkai and song-mai by using Tone and Rummana or KlongKaeg. There are divided into three groups of students : Wong Pipat, Wong Krung Sai and Wong Mahori. Thai percussion can be used to the different types, Thai percussion in Wong Pipat consists of Tapone and Klong Tad and Klong Song Na. The student must have ability in level 4 for Tapone and Klong Tad, level 4 for Klong Song Na.

The student in Wong Krung Sai and Wong Mahori must have ability in level 5 for Tone and Rummana or KlongKaeg. The development of the material and teaching practices Thai percussion in Rajabhat Universities in Bangkok, according to the National Qualifications Framework for higher education include drills that can be played in a band style. Including the ability to control the rhythmic pattern and the band. Learning outcomes in all aspects for those who can solo, play in the band and must have knowledge of the song, known as the rhythm of the music, focused and intent on playing, more experience necessary to listen and resolve the problem solving.

REFERENCE

- [1] Office of the Higher Education Commission. Thai Qualifications Framework for Higher Education; TQF: HEd B.E. 2552 Source: <http://www.mua.go.th/users/tqf-hed/>
- [2] Briboonnanggoul, Prasan. (2016). Thai Music Activities Supported Learning Outcome in Thai Music for Thai Qualifications Framework for Higher Education of Rajabhat Universities in Bangkok. The Research's budget was supported by the office of Higher Education Commission.
- [3] Suan sunandha rajabhat university. 2011 Curriculum. suan sunandha rajabhat university
- [4] Bansomdejchaopraya rajabhat university. 2011 Curriculum. bansomdejchaopraya Rajabhat university
- [5] Chankasem rajabhat university. 2011 Curriculum. chankasem rajabhat university

\*\*\*